



H1 2020 Results

TRAKCJA GROUP

WE CHANGE THE VISION INTO REALITY

1. General Information
2. Financial data - **TRAKCJA GROUP**
3. Financial data – **TRAKCJA S.A.**
4. Shareholders structure
5. Debt –**TRAKCJA GROUP**
6. Projects - execution
7. Projects - tendering



Agenda

Data are presented in million Polish zlotys (mPLN)



**GRUPA
TRAKCJA**

General information **TRAKCJA GROUP**

Summary of H1 2020 (1/2)

Contracts signed in H1 2020

609
mln PLN

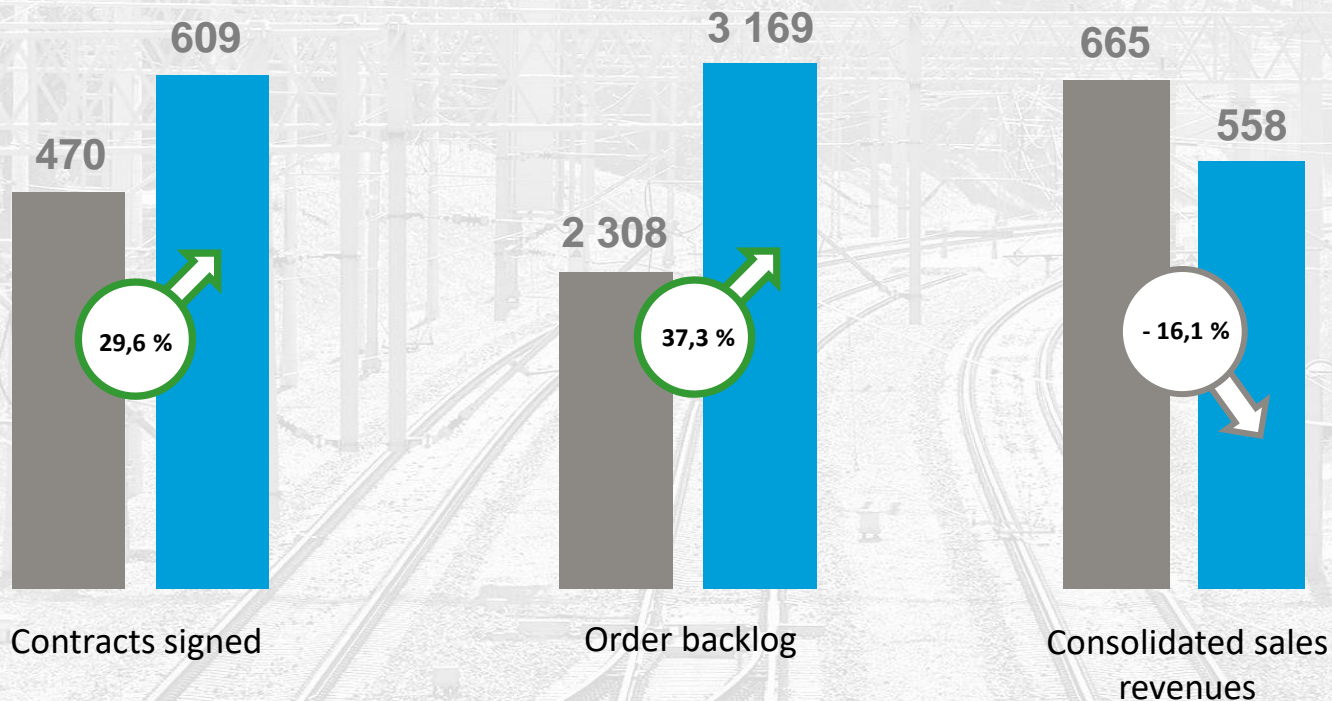
Order Backlog as of
30.06.2020

3 169
mln PLN

Consolidated sales
revenues

558
mln PLN

Summary of H1 2020 (2/2)

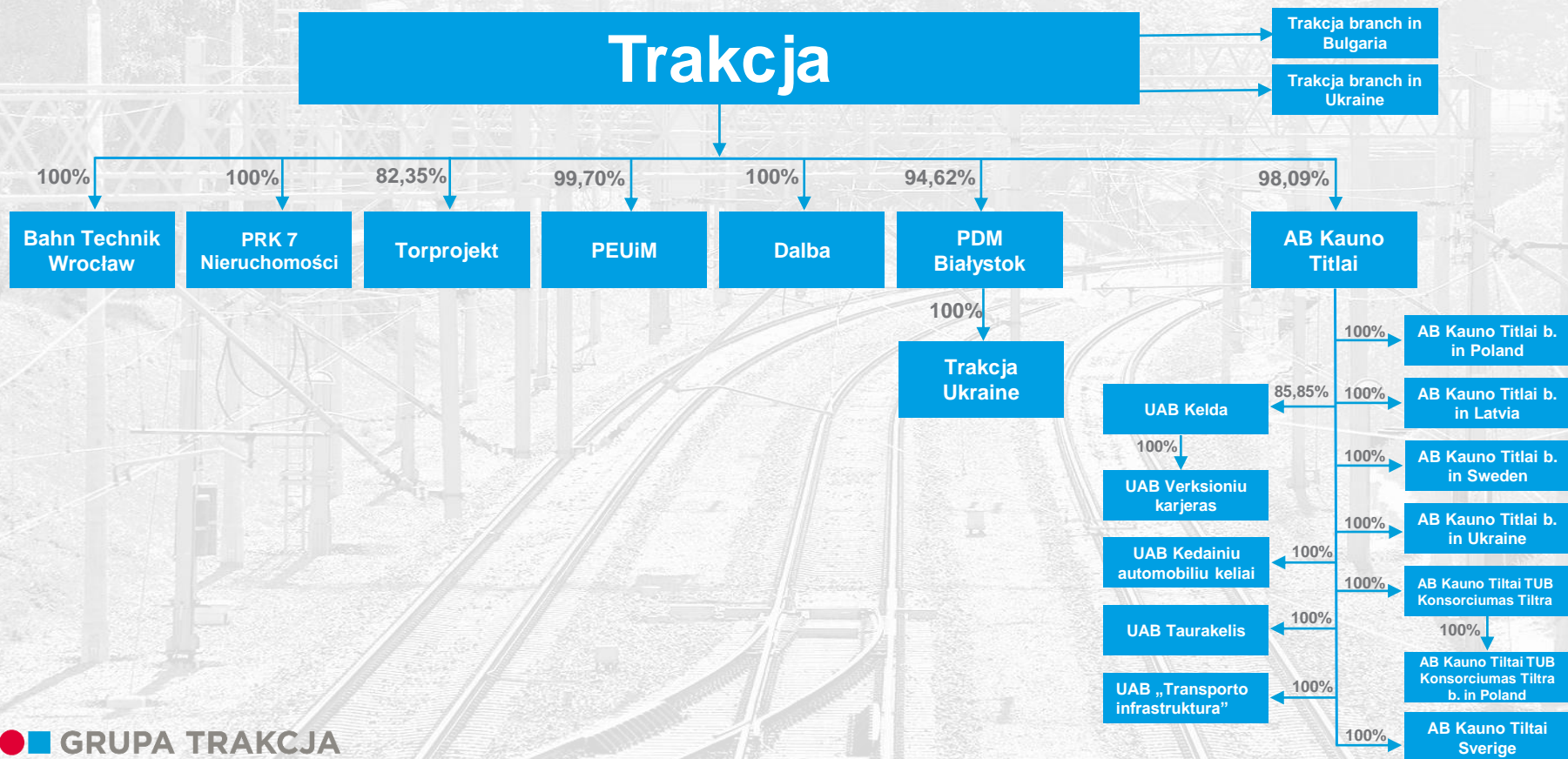


Contracts signed

Order backlog

Consolidated sales revenues

Capital structure of Trakcja Group





**Financial data
TRAKCJA GROUP**

Trakcja Group: Consolidated Profit & Loss

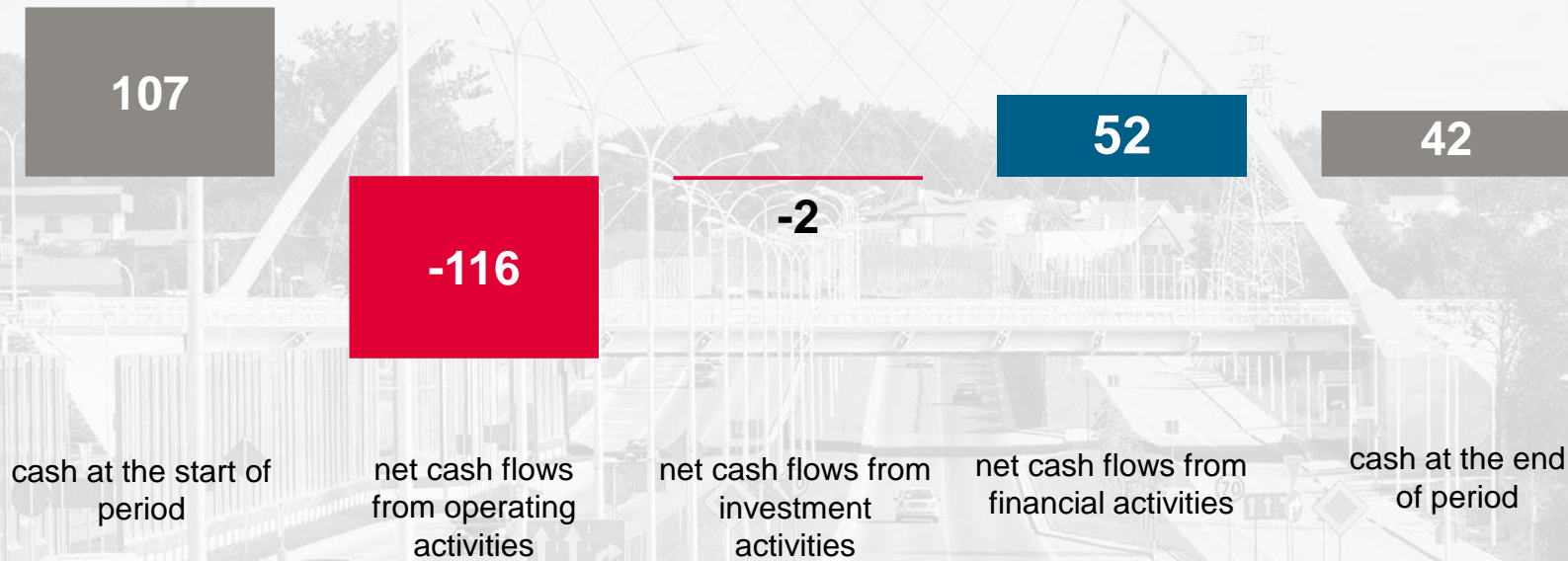
H1 2020

	I H 2020	I H 2019
Sales revenues	558	655
Gross profit (loss) on sales	5	0
<i>Gross profit margin on sales</i>	<i>0,9%</i>	<i>-0,1%</i>
SG&A	-36	-36
Other operating activity (balance)	1	-2
Operating profit (loss)	-30	-38
<i>Operating profit margin</i>	<i>-5,4%</i>	<i>-5,8%</i>
Financial activity (balance)	-14	-7
Gross profit (loss)	-44	-45
Net profit (loss)	-38	-36
<i>Net profit margin</i>	<i>-6,8%</i>	<i>-5,5%</i>
EBITDA	-11	-20
<i>EBITDA margin</i>	<i>-2,0%</i>	<i>-3,0%</i>

Trakcja Group: Consolidated BS 30.06.2020

ASSETS	30.06.2020	31.12.2019	EQUITY AND LIABILITIES	30.06.2020	31.12.2019
Non-current assets	612	596	Equity	397	425
Tangible non-current assets	292	286	Long-term liabilities	382	233
Intangible assets	52	51	Loans and borrowings	328	208
Goodwill	173	169	Other	54	25
Investment properties	22	22			
Other	74	67	Short-term liabilities	721	826
Current assets	888	888	Loans and borrowings	85	154
Inventory	151	135	Provisions	67	95
Trade receivables	432	400	Trade liabilities	397	409
Assets under contracts with customers	231	211	Liabilities under contracts with customers	150	154
Cash	42	107	Other	23	14
Other	32	34			
Total Assets	1 500	1 484	Total Equity & Liabilities	1 500	1 484

Trakcja Group: Consolidated cash flow statement in H1 2020





Financial data TRAKCJA S.A.

Trakcja S.A.: Stand-alone Profit & Loss

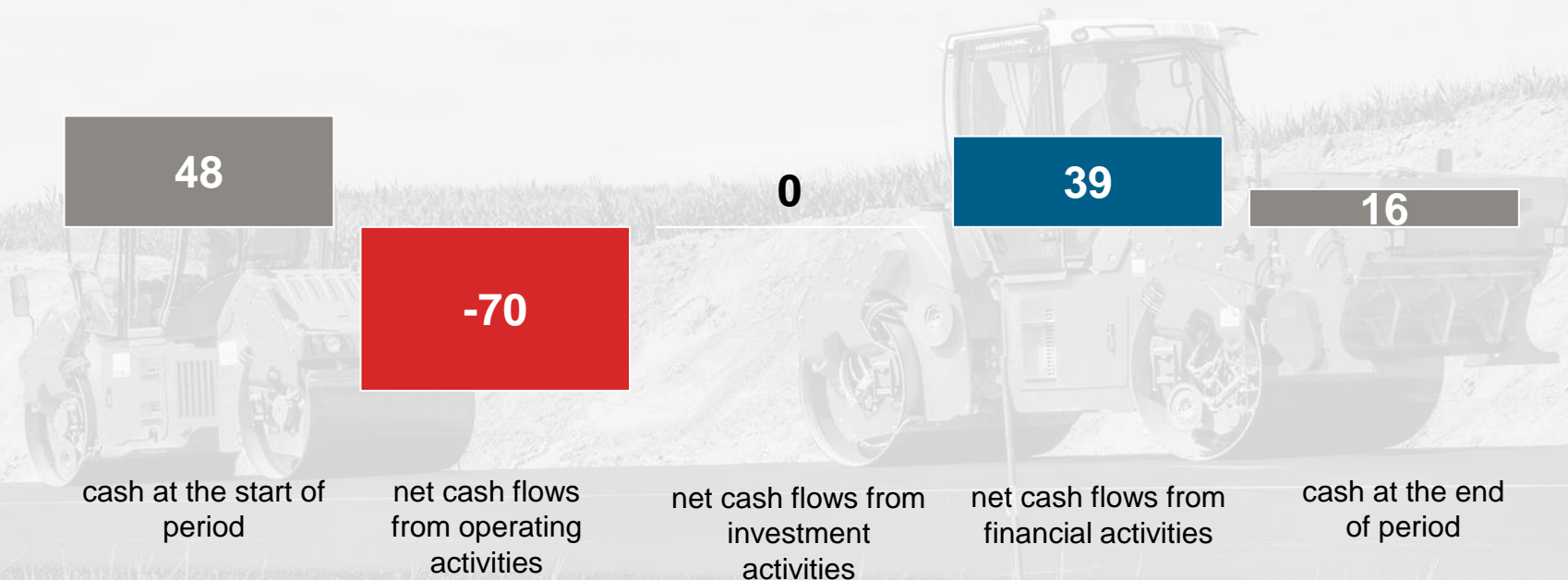
H1 2020

	IH 2020	IH 2019
Sales revenues	316	423
Gross profit (loss) on sales	1	0
<i>Gross profit margin on sales</i>	<i>0,4%</i>	<i>0,1%</i>
SG&A	-19	-18
Other operating activity (balance)	0	-3
Operating profit (loss)	-18	-21
<i>Operating profit margin</i>	<i>-5,7%</i>	<i>-4,9%</i>
Financial activity (balance)	-9	-2
Gross profit (loss)	-27	-23
Net profit (loss)	-23	-19
<i>Net profit margin</i>	<i>-7,3%</i>	<i>-4,5%</i>
EBITDA	-8	-11
<i>EBITDA margin</i>	<i>-2,6%</i>	<i>-2,6%</i>

Trakcja S.A.: Stand-alone BS 30.06.2020

ASSETS			EQUITY AND LIABILITIES		
	30.06.2020	31.12.2019		30.06.2020	31.12.2019
Non-current assets	617	614	Equity	327	350
Tangible non-current assets	166	168	Long-term liabilities	340	204
Intangible assets	51	51	Loans and borrowings	308	200
Investments in subsidiaries	311	311	Other	32	4
Investment properties	20	20	Short-term liabilities	525	674
Other	68	65	Loans and borrowings	77	159
Current assets	575	614	Provisions	62	86
Inventory	63	65	Trade liabilities	267	294
Trade receivables	295	297	Liabilities under contracts with customers	110	126
Assets under contracts with customers	174	175	Other	10	8
Cash	16	48			
Other	28	30			
Total Assets	1 192	1 228	Total Equity & Liabilities	1 192	1 228

Trakcja S.A.: Stand-alone cash flow statement H1 2020





Shareholders structure TRAKCJA S.A.

Shareholders structure of Trakcja S.A.

Shareholder ¹	Number of shares ²	% of share capital
COMSA S.A.	28 399 145	32,85%
Agencja Rozwoju Przemysłu	16 117 647	18,64%
OFE PZU "Złota Jesień" ³	8 332 694	9,64%
Other Shareholders	33 601 490	38,87%
Total	86 450 976	100,00%

¹ shareholders with over 5% of share capital

² based on the Company's knowledge as of the date of publication of the report (September 16, 2020)

³ represented by Powszechne Towarzystwo Emerytalne PZU S.A.



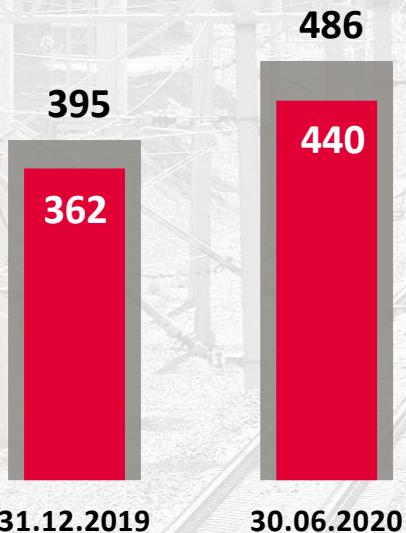
**GRUPA
TRAKCJA**

Debt TRAKCJA GROUP

Trakcja Group Debt

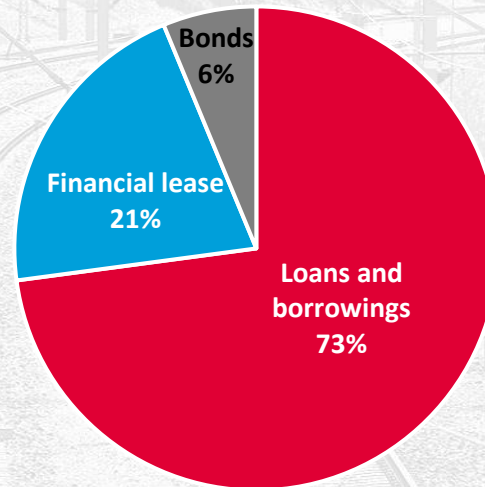
On May 8th, 2020 Trakcja S.A. issued bonds of Series F and G in the amount of mPLN 27,5.

AVAILABLE FINANCING




■ Available financing ■ Debt

FINANCING SOURCES IN TRAKCJA GROUP AS OF 30.06.2020



Trakcja Group: Use of guarantee lines





Projects - execution

Order backlog of Trakcja Group

TOTAL VALUE

3 169 mPLN

as of 30.06.2020

Order backlog as of 30.06.2020

Net value
(excluding consortium partners)

Trakcja	2 116
Kauno Tiltai Group	925
PEUiM+Dalba	27
Torprojekt	20
PRK7	70
Trakcja Ukraina	11

Trakcja Group

3 169



■ 2020

■ 2020+

Key projects executed by Trakcja Group in H1 2020



Net value (mPLN)*	Location	Project name
570	S61 Szczuczyn - Budzisko, section: węzeł Elk Płd. - węzeł Wysokie	Design and construction of the express road
566	E59 Poznań Główny- Szczecin Dąbie	Reconstruction of track systems together with accompanying infrastructure
430	Dębica - Sędziszów Małopolski	Modernization of the railway line
456	LCS Łowicz	Execution of construction works on the railway line
396	Chybie – Żory – Rybnik – Nędza / Turze	Design and execution of construction works on the railway line
385	Warszawa Okęcie - Radom	Execution of construction works on the railway line
384	E20 Siedlce - Terespol	Design and construction works on the railway line
376	Szczecin Główny - Police	Construction of Szczecin Metropolitan Railway, Task A
365	Bronów- Cieszyn/Wiśła/Głębce	Design and execution of construction works
313	Sędziszów Małopolski - Rzeszów Zach.	Modernization of the railway line
313	S5 Szubin - Jaroszewo	Design and construction of the express road
293	Jaworzno Szczakowa - Trzebinia	Modernization of the railway line
281	E59 Poznań Główny - Rokietnica	Reconstruction of track systems together with accompanying infrastructure
209	Plungė - Šateikiai	Construction of track system on the Plungė - Šateikiai section
178	Voivodeship border - Słupsk - Ustka	Modernization of the railway line
164	E59 on the section Wrocław - Poznań	Modernization of the railway line
120	Vilnius airport	Reconstruction works of the Vilnius airport
119	Wilno- Kowno- Kłajpeda	Reconstruction of A1 road
112	Kłajpeda	Reconstruction of the roundabout at the crossing of Baltijos, Silutes and Wileńska street with the preparation of project works
107	North-eastern Lithuania	Design and execution of construction works - optimization of the power grid
105	Szczecin	Construction of Szczecin Metropolitan Railway, Task B

*) value includes consortium partners



Projects - tendering

Contracts signed in H1 2020 in Trakcja Group

TOTAL VALUE
(excluding consortium partners)

609 mPLN



Net value (mPLN)	Segment / Project name
4	RAIL SEGMENT
471	ROAD SEGMENT
122	Reconstruction works of the Vilnius airport
112	Reconstruction of the roundabout in Klaipeda
57	Bolesław Chrobry's Bridges in Wrocław city
23	Construction works in Vilnus district
157	Other
64	GENERAL CONSTRUCTION
34	Construction of the Special Educational Center in Pruszków, Wapienna street
29	Construction of building D at the Maria Grzegorzewska's Academy of Special Education in Warsaw
71	ENERGY SEGMENT
67	Reconstruction of the aerial transmission line 330 kV Lietuvos E – Alytus
4	Other
609	TOTAL



GRUPA TRAKCJA

DISCLAIMER

This presentation was prepared by Trakcja S.A. (hereinafter the "Company" or "Trakcja") and other entities. The presentation was prepared for information purpose only and shall not be used as an investment counsel or as a recommendation to invest in securities of Trakcja S.A. or its subsidiaries, in any jurisdiction. No part of this presentation, nor the fact of distributing it, should form the basis or be associated with any investment decision, contract or commitment.

Trakcja and none of its subsidiaries bears responsibility for effects of undertaken decisions that are based on this presentation or its content.

Part of market data comes from the third parties indicated in the presentation and are based on the assumptions that we consider reasonable and come from our internal research and analysis indicated in this presentation. Trakcja and none of its subsidiaries is obliged to update the presentation or its data.

This presentation or any materials distributed with this presentation are not addressed or intended for use by citizens or residents, country or jurisdiction where such distribution, publication, access or use would be contrary to law, regulation or subject to registration or licensing.

Any person reading this presentation shall take notice that the only detailed and complete source of information regarding financial results of Trakcja S.A. events and ratios are the current and periodic reports published by Trakcja S.A. within stock exchange reporting obligations resulting from the Polish law.

